

LESSON 1

I'm happy

UNIT 6

Look and trace.

1



2



3



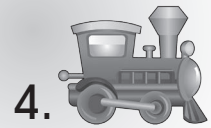

4



LESSON 2

1. Look, trace and match.

a)



thin

fat

small

big

b)



short

tall

boy

girl

LESSON 3

1. Look, trace and check.

a)



She's thin.



1	
---	--



2	
---	--

b)



He's fat.



1	
---	--



2	
---	--

c)



It's small.



1	
---	--



2	
---	--

d)



It's a boy.



1	
---	--



2	
---	--

LESSON 4

1. Listen and color.



a) 15

c) 13

b) 12

d) 14

2. Match and put the numbers in order.


thirteen

fifteen

eleven

twelve

fourteen



11. eleven 12. _____ 13. _____ 14. _____ 15. _____

LESSON 5

1. Look, listen and trace.

Is the girl
thin?

Yes, she is.



2. Now, it's your turn.

No, he isn't.
He's short.




Is the boy
tall?

LESSON 6


Having fun

Circle the seven differences.

1




2



LESSON 7

1. Look, match and color.



2. Match. Who said what.

a)



How old
is he?

b)



Hi! This is my friend,
"Fridgy".

1. Look and check.

a)



I'm chubby.

1	<input type="checkbox"/>
---	--------------------------

I'm a boy.

2	<input type="checkbox"/>
---	--------------------------

I'm thin.

3	<input type="checkbox"/>
---	--------------------------

I'm happy.

4	<input type="checkbox"/>
---	--------------------------

b)



I'm sad.

1	<input type="checkbox"/>
---	--------------------------

I'm fat.

2	<input type="checkbox"/>
---	--------------------------

I'm tall.

3	<input type="checkbox"/>
---	--------------------------

I'm short.

4	<input type="checkbox"/>
---	--------------------------

2. Look, match and color.



a) I'm thirsty.

b) I'm short.

c) I'm hungry.