

LESSON 1

Nature

UNIT 7



cans

1. Listen and read.



Boy: This park is very dirty! Help me clean it.

Girl: Ok. Let's do it!

Boy: There are a lot of cans on the grass. I'm going to pick them up.

Girl: I'll help you!



Girl: What are you doing?

Boy: We are cleaning the park. Can you help us?

Girl: Sure!

Boy: Thank you.


2. Look at the chart and complete the blanks.

Subject pronouns	Object pronouns
I	Me
You	You
He	Him
She	Her
It	It
We	Us
You	You
They	Them

1. Look at _____.
She's riding a bike.



2. The teacher knows the answer.
Ask _____.



LESSON 2

1. Listen and say.




fishing rod



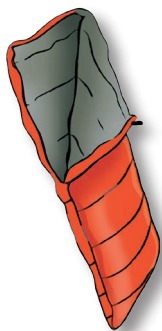
basket



tent




flashlight



sleeping bag



backpack



worm



fire

2. Write.

I want to go fishing.

I need _____

I need _____

I don't need _____

I don't need _____

I want to go camping.

I need _____

I need _____

I don't need _____

I don't need _____

LESSON 3



drawing

1. Listen and read.

1 Your drawings are beautiful.



2 Whose this?
Is this your work, John?



3 Is this your work Anni?



4 We're happy you like our drawings.



2. Complete the chart.



Possessive adjectives	Possessive pronouns
My	Mine
_____	_____
His	His
Her	Hers
Its	Its
_____	_____
Our	Ours
Your	Yours
Their	Theirs

LESSON 4

somebody = someone

anybody = anyone

Read and circle the correct answer.

1. Look! There is **somebody** at the window. 3. There isn't **anybody** in the classroom.



2. There is **something** in the box.



4. Ohh, there isn't **anything** in the fridge.



a) We use someone and anybody when we refer to _____.

1. people

2. things

b) We use something and anything when we refer to _____.

1. people

2. things

c) We use someone and something for _____.

1. affirmative sentences

2. negative sentences

d) We use anyone and anything for _____.

1. affirmative sentences

2. negative sentences

LESSON 5

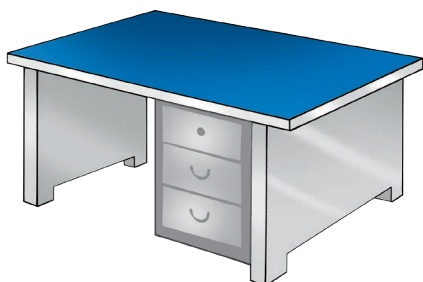
1. Read and say.



Nobody is on the bus.



Everybody is on the bus.



Nothing is on the desk.



Everything is on the desk.

2. Complete with everybody, everything, nobody, something.

1.



_____ is
in the fridge.

2.



_____ is
in the car.

3.



_____ is
in the box.

4.



_____ is
happy.

LESSON 6

Having fun

1. Unscramble and draw.

1. nca

2. kbtas

3. tne

4. hlaishftgl

5. pcckaabk

6. wrom

7. erfi

8. shinfig dro



Sing a song: "Hey, hey look!" (pg. 94)

LESSON 7

1. Listen and read.

Mark goes to the park to play basketball with his friends every Saturday, they usually have a lot of fun, but yesterday it was very different.

First, it was very cold and nobody wanted to play basketball with him.

"Come on! play with me" said Mark, but everybody was in silence, then Gina said something. "Let's go home and play video games".

Everybody said "Yes!" But Mark was upset. He didn't want to play video games with her.

"Ok, you go and play video games and I'm going to stay here", finally, his friends told him "Well, have fun playing basketball alone".

It wasn't a good day for Mark.



2. Answer.

1. Where does Mark and his friends go every Saturday?

2. Which sport do they practice?

3. What did everybody wanted to play?

4. Was it a good day for Mark?

LESSON 8

Revision

1. Complete with the words from the box.


nobody - everything - something - everybody



a) _____ is
on the table.



b) _____ is
in the park.



c) _____ is
on the floor.



d) _____ is
singing.

2. Rewrite the sentences using possessive pronouns.

a) This is my book. → This book is mine.

b) This is her doll. → _____.

c) This is our house. → _____.

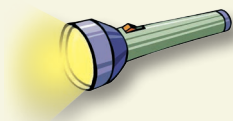
d) This is their dog. → _____.

e) This is his car. → _____.

3. Listen and check the correct pictures.



a




b



c



d



e