

1. Read and complete. Use the words in the box.

seat belt - head - sidewalk - walk - street - crosswalk - look - car

Safety rules in a _____.

- a) Get out of the car on the _____.
- b) Wear your _____.
- c) Don't put your hand or _____ out of the window.

Safety rules on a _____.

- a) Cross at the _____.
- b) _____ both ways before crossing the street.
- c) Walk on the _____.
- d) Don't _____ on the street.

2. Draw your favorite safety rule.

LESSON 2

Put in order. Then, form sentences.


1. the desert - to - by - traveled - she - car

2. they - by - to - traveled - train - the - mountains

3. on - he - camping - went - foot

4. traveled - to - Mexico - plane - by - I

5. we - by - boat - traveled - the island - to



LESSON 3

1. Look at the clock. Then, write.



11:30
(leave)

12:00
(arrive)

The car leaves at 11:30.
The car arrives at 12:00.
It takes 30 minutes.



4:45

5:45



2:15

3:00




10:00

10:30


2. Now, it's your turn. Create your own.



(transportation)



(leave)



(arrive)

LESSON 4

Look at the prompts. Then, make sentences.

1. run - marathon - tiring

Running a marathon is tiring.

2. make - cake - exciting

3. travel - plane - comfortable

4. play - computer games - fun

5. visit - zoo - amazing

6. watch - videos - interesting

7. travel - bus - boring



LESSON 5

1. Read the sentences. Put them in order (a - f).

☐

No. It's very cheap. It's only five dollars and fifty cents.

☐

You're welcome. Enjoy your trip.

☐

Ok! No, problem.

☐

Here you go. Thanks.

☐

Hello! I would like a ticket to Kunts city.

☐

How much is it? Is it expensive?

2. Read and complete. Use. is it? - are they? - It's - They're

a) How much _____?
_____ two dollars fifty.

c) How much _____?
_____ four hundred dollars.

b) How much _____?
_____ ten dollars.

d) How much _____?
_____ six dollars and ten.

LESSON 6

Having fun

1. Look at the picture and check the mistakes.



a ☐



c ☐



e ☐



b ☐



d ☐



f ☐

2. Look at activity 1 and write "T" for true or "F" for false.

a) Two boys are playing soccer in the park.

b) The boy is crossing at the crosswalk.

c) The boy in the car is not wearing his seatbelt.

d) The girl is getting out of the bus on the sidewalk.

e) The girl is with her head out of the window.

f) The boy looked both ways before crossing the street.

LESSON 7

1. Listen and circle the correct answer.

Buses

	goes to	leaves	arrives
a	Eastern Town	7:10 / 6:50	10:35 / 12:30
b	Charter Oaks	4:15 / 3:45	6:00 / 5:00
c	North Glen	9:20 / 9:40	2:15 / 1:45

2. Look at activity 1 and complete.

a) I'm going to Eastern Town.

It leaves at _____

It arrives at _____

It takes _____

b) I'm going to Charter Oaks.

c) I'm going to _____

I'm going
to...



LESSON 8

Revision

1. Read and match.

- | | | |
|-------------------------------|--------------------------|--|
| a) Where are you going? | <input type="checkbox"/> | <input type="checkbox"/> 1. It's \$10.50. |
| b) How are you getting there? | <input type="checkbox"/> | <input type="checkbox"/> 2. At 6:30. |
| c) How much is the ticket? | <input type="checkbox"/> | <input type="checkbox"/> 3. To the aquarium. |
| d) What time does it arrive? | <input type="checkbox"/> | <input type="checkbox"/> 4. Twenty minutes. |
| e) How long does it take? | <input type="checkbox"/> | <input type="checkbox"/> 5. By bus. |

2. Read and complete. Use the words from the box.

leaves - traveling - comfortable - seatbelt - crosswalk

- a) Always cross the street at the _____.
- b) Plane seats are very _____.
- c) _____ by train is fun.
- d) Put on your _____ when you are in a car.
- e) The bus _____ at 9 o'clock.